

NEW ORLEANS SAINTS

NFC SOUTH
11-5 1st Place



2009 13-3

PT DIF H A DIV
+170 6-2 7-1 4-2

LEADERS

QB Drew Brees 4,388 yds, 363-514 (70.6%), 34-11, 109.6 rat
RB Pierre Thomas 793 yds, 147 att, 5.4 ypc, long 34, 6 TD's
REC Marques Colston 1,074 yds, 70 rec, 15.3 ypc, long 68, 9 TD's
SCR John Carney 89 pts, 13 FG's, 50 XP's
TKL Jonathan Vilma 110 tkls, 87 solo

2008 8-8

PT DIF H A DIV
+70 6-2 2-6 2-4

LEADERS

QB Drew Brees 5069 yds, 413-635 (65%), 34-17, 96.2 rat
RB Pierre Thomas 625 yds, 129 att, 4.8 ypc, long 42, 9 TD's
REC Lance Moore 928 yds, 79 rec, 11.7 ypc, long 70, 10 TD's
SCR Pierre Thomas 72 pts, 12 TD's (9 Rush, 3 Rec)
TKL Jonathan Vilma 132 tkls, 98 solo

2007 7-9

PT DIF H A DIV
-9 3-5 4-4 3-3

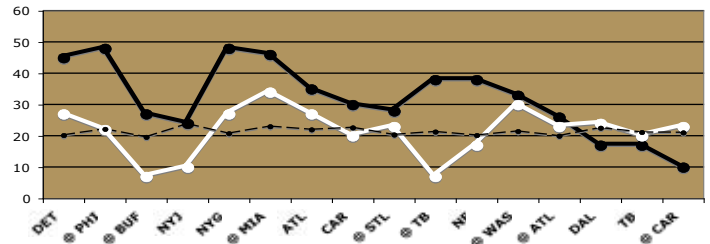
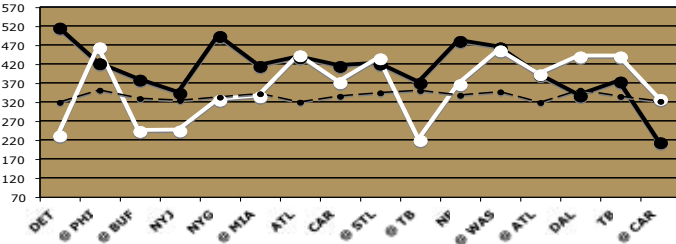
LEADERS

QB Drew Brees 4424 yds, 440-652 (67.5%), 28-18, 89.4 rat
RB Reggie Bush 581 yds, 157 att, 3.7 ypc, long 22, 4 TD's
REC Marques Colston 1202 yds, 98 rec, 12.3 ypc, 45 long, 11 TD's
SCR Marques Colston 66 pts, 11 TD's (11 Rec)
TKL Scott Fujita 95 tkls, 77 solo

2009 Offensive YPG: #1 • 2009 Defensive YPG: #25

TM: Team Color • OPP: Grey
Dotted Line = NFL AVG

2009 Offensive PPG: #1 • 2009 Defensive PPG: #20



2009 GAME-BY-GAME STATS

OPPONENT	SCORE	TOTAL OFF	RUSH	AVG	Co-ATT	Yds	Sks	TOTAL DEF	RUSH	AVG	Co-ATT	Yds	Sks	TO's	Yds	GAME GRADE	SEASON RANK	NFL RANK		
at Detroit	45-27	515	28	35-157	4.5	26-34	358	0	231	14	20-33	1.7	16-37	198	1	0	284	85.5	#8	#103
at Philadelphia	48-22	421	23	29-133	4.6	25-34	288	2	463	23	22-79	3.6	31-52	384	1	3	-42	88.6	#5	#62
at Buffalo	27-7	378	21	38-222	5.8	16-29	156	2	243	13	21-89	4.2	21-36	154	4	1	135	88.6	#4	#61
NY Jets	24-10	343	18	32-153	4.8	20-32	190	0	244	14	27-132	4.9	14-27	112	4	3	99	88.8	#3	#58
NY Giants	48-27	493	28	40-124	3.1	23-30	369	0	325	17	19-84	4.4	18-36	241	2	2	168	88.2	#7	#66
at Miami	46-34	414	22	27-138	5.1	22-38	276	5	334	17	30-137	4.6	18-37	197	2	-1	80	83.3	#10	#133
Atlanta	35-27	437	23	35-146	4.2	25-33	291	2	442	21	24-161	6.7	19-42	281	3	-1	-5	79.4	#12	#207
Carolina	30-20	414	18	23-84	3.7	24-35	330	1	371	21	39-182	4.7	17-30	189	2	1	43	83.8	#9	#124
at St Louis	28-23	420	19	29-203	7.0	18-26	217	1	434	23	29-141	4.9	26-40	293	2	-2	-14	66.4	#18	#431
at Tampa Bay	38-7	370	21	36-183	5.1	19-29	187	0	219	14	23-119	5.2	17-33	100	3	4	151	92.1	#1	#34
New England	38-17	480	18	26-113	4.3	18-23	367	1	366	23	28-122	4.4	23-40	244	2	2	114	89.1	#2	#56
at Washington	33-30	463	25	24-55	2.3	35-49	408	1	455	28	25-88	3.5	30-42	367	0	3	8	78.9	#14	#216
at Atlanta	26-23	391	24	26-95	3.7	31-41	296	0	392	19	21-89	4.2	23-34	303	1	1	-1	82.3	#11	#148
Dallas	17-24	336	23	13-65	5.0	29-45	271	4	439	24	36-145	4.0	22-34	294	3	-3	-103	72.4	#16	#333
Tampa Bay	17-20	373	23	23-124	5.4	32-37	249	1	439	24	34-176	5.2	21-31	263	3	1	-66	65.3	#19	#441
at Carolina	10-23	213	14	32-111	3.5	15-29	102	0	327	15	37-178	4.8	14-23	149	2	-3	-114	70.9	#17	#359
Arizona	45-14	418	27	34-171	5.0	23-32	247	0	359	15	15-101	6.7	24-36	258	1	2	59	88.4	#6	#63
Minnesota	31-28	257	15	23-68	3.0	17-31	189	1	475	31	36-165	4.6	28-46	310	0	4	-218	74.3	#15	#297
at Indianapolis	31-17	332	20	18-51	2.8	32-39	281	1	432	23	19-99	5.2	31-45	333	0	1	-100	79.0	#13	#212
TOTALS	617-400	7468	410	543-2396	4.4	450-646	5072	22	6990	379	505-2320	4.6	413-701	4670	36	18	478	81.3		
AVERAGES	32-21	393	22	29-126	4.4	69.7%	267	3.4%	368	20	27-122	4.6	58.9%	246	5.1%	0.7	25	#6		



LB Jonathan Vilma

2009 GAME-BY-GAME PLAYER STATS

BLACK: DNP
GOLD: TM LEADER

Name	Gm 1	Gm 2	Gm 3	Gm 4	BYE	Gm 5	Gm 6	Gm 7	Gm 8	Gm 9	Gm 10	Gm 11	Gm 12	Gm 13	Gm 14	Gm 15	Gm 16	CSF	CF	SB	Total	
	DET	@ PHI	@ BUF	NYJ		NYG	@ MIA	ATL	CAR	@ STL	@ TB	NE	@ WAS	@ ATL	DAL	TB	@ CAR	ARZ	MIN	IND		
QB'S	Drew Brees	26-34	25-34	16-29	20-32		23-30	22-38	25-33	24-35	18-26	19-29	18-23	35-49	31-40	29-45	32-37		23-32	17-31	32-39	435-616
	Mark Brunell	358-6-1	311-3-1	172-0-0	190-0-0		369-4-0	298-1-3	308-2-1	330-1-1	223-2-2	187-3-0	371-5-0	419-2-1	296-3-0	298-1-1	258-1-0		247-3-0	197-3-0	288-2-0	5120-42-11
														0-1			15-29					15-30
														0-0-0			102-0-1					102-0-1
RB'S	Pierre Thomas		0-0	14-126	19-86		15-72	8-30	14-91	13-50	11-37	11-92	11-64	6-18	13-47	6-20	6-60		13-52	14-61	9-30	183-936
	Mike Bell	28-143	17-86				15-34	12-80	17-49	5-17	8-30	13-75	13-50	16-34	4-8	7-20	17-28		6-11	0-0	2-4	180-669
	Reggie Bush	7-14	10-33	13-64	6-37		6-17	3-10	2-3	2-16	6-83			1-0	6-33	1-29	2-16		5-84	7-8	5-25	87-507
	Lynell Hamilton			5-24	0-0									9-19	0-0	0-0	4-13		5-23	1-(-1)		41-147
																						102-0-1
REC'S	Marques Colston	3-30	8-98	4-67	2-33		8-166	5-72	6-85	1-45	2-17	5-74	4-121	2-46	6-54	5-86	8-77		6-83	2-22	7-83	85-1262
	Devery Henderson	5-103	3-71	3-40	3-21		1-6	4-71	4-46	3-93	4-72	1-(-2)	3-116	6-61	3-31	2-22	5-35		4-80	4-39	7-63	66-986
	Robert Meachem	2-51	1-11	0-0	1-19		2-70	0-0	2-47	5-98	1-27	2-10	5-69	8-142	4-57	5-43	5-66		0-0	2-19	2-6	49-747
	Jeremy Shockey	4-31	4-49	6-48	4-34		4-37	4-105	5-72	3-26	3-42	2-17	1-15	4-47	4-46				3-36	1-9	3-13	55-627
	Reggie Bush	5-55	3-42	3-17	3-7		1-7	3-16	2-11	7-37	2-15			4-28	6-46	2-17	6-37		4-24	2-33	4-38	57-430
	Pierre Thomas		1-(-4)	0-0	4-46		0-0	1-14	2-9	5-31	1-5	3-11	3-23	8-64	6-53	5-50	0-0		4-18	2-38	6-55	51-413
	David Thomas	1-15	2-19	0-0	1-18		0-0	1-(-1)	2-27	0-0	5-45	4-66	1-25	3-31	2-9	8-77	5-25		0-0	3-32	1-9	39-397
	Lance Moore	2-38	0-0		1-1		6-78	2-18	2-17							1-7			2-6	1-5	2-21	19-185
Tacklers	Jonathan Vilma	4-1	7	5	6		4	10	6	12	8	6-0-1	9	6-0-1	7-0-1	14-1-0	6		1	5-0-1	7	123-2-4
	Roman Harper	6	7	10	6		5-1	3	8	12	8	3-0-5	10	4	5	6	6		2	7	7	118-1-5
	Scott Shanle	5-0-1	12-0-1	6	5		5	6	3	4	6	2	3	4	2	6			7	10	6	92-0-2
	Darren Sharper	1-0-2	3-0-1	2	9-0-5-2		3	4-0-1	4-0-1	9		5	6-0-1	5	3	10	7-0-1		2	11	3	87-0-5-9
	Tracy Porter	7	1-0-1	2	5		4	9-0-1	6-0-1	7	2					6	6-0-1		5	8-0-1	4-0-1	74-0-6
	Scott Fujita	7	1	9	4		1				4	5-1	7			10	6		2	4	4	68-1
	Malcolm Jenkins	1	3	2			0		0	2	2	7-0-1	8	9	4	7	10		0		4	59-0-1
	Jabari Greer	2	7	6	6		5-0-1	4	6-0-1	2							6		2	8	4	58-0-2
	Will Smith	3	1	5-1-1	4-1-5		1	1	4-2	4-2	2-1	3-1	4-1-5	4	1	4-2	7-1		1-0-1	6	1	57-13-2
	Randall Gay	1	2	2	0-0-1		1	3	3	3	4	0	2		8	1			7	3	2	49-1-1
	Anthony Hargrove	2	3	4	2		2	4-2	4-1	3	4	1	2	1	1	0	3-1		1	2	3	48-5
	Charles Grant	1	1	3-2	5-2		4	1	3	3	5-0-5	2	2	2	1	2	8-1		0			44-5-5-0
	Sedrick Ellis	1	4	5-1	1		1	3				4	6	3-1			6		1-1	6	3	44-3

NEW ORLEANS SAINTS

New Orleans, Louisiana Louisiana Superdome

Date	Opponent	Line	Score	W/L	DATE	OPP	LINE	SCORE	SU	ATS	O/U	DATE	OPP	LINE	SCORE	SU	ATS	O/U
Sep 9	Minnesota (Thur)				10/06/2008	MIN -3	27-30	L	L	O 46		10/17/2004	MIN +3	31-38	L	L	O 53	
Sep 20	at San Francisco (Mon)				09/25/2005	@MIN +4	16-33	L	L	O 45		12/15/2002	MIN -7	31-32	L	L	O 51	
Sep 26	Atlanta				09/28/2008	SF -4	31-17	W	W	P 48		12/03/2006	SF -7	34-10	W	W	O 45	
Oct 3	Carolina				10/28/2007	@SF -1	31-10	W	W	O 40		09/19/2004	SF -7	30-27	W	W	O 41	
Oct 10	at Arizona				11/02/2009	ATL -11	35-27	W	L	O 56		10/21/2007	ATL -8	22-16	W	L	O 42	
Oct 17	at Tampa Bay				12/07/2008	ATL -3	29-25	W	W	O 32		09/25/2006	ATL +4	23-3	W	W	O 44	
Oct 24	Cleveland				11/08/2009	CAR -12	30-20	W	L	O 51		10/07/2007	CAR -3	13-16	L	L	O 43	
Oct 31	Pittsburgh (Night)				12/28/2008	CAR +1	31-33	L	L	O 51		12/31/2006	CAR +3	21-31	L	L	O 38	
Nov 7	at Carolina				12/16/2007	ARZ -3	31-24	W	W	O 49								
Nov 14	BYE WEEK				10/03/2004	@ARZ -3	10-34	L	L	O 40								
Nov 21	Seattle				11/22/2009	@TB -10	38-7	W	W	O 51		09/16/2007	@TB -5	14-31	L	L	O 41	
Nov 25	at Dallas (Thur)				11/30/2008	@TB +4	20-23	L	L	O 44		11/05/2006	@TB +1	31-14	W	W	O 37	
Dec 5	at Cincinnati				09/10/2006	@CLE +3	19-14	W	W	O 36								
Dec 12	St Louis				11/24/2002	CLE -6	15-24	L	L	O 48								
Dec 19	at Baltimore				11/12/2006	@PIT +6	31-38	L	L	O 45								
Dec 27	at Atlanta (Mon)				10/06/2002	PIT -3	32-29	W	P	O 43								
Jan 2	Tampa Bay				01/03/2010	@CAR +10	10-23	L	L	O 40		11/25/2007	@CAR -3	31-6	W	W	O 41	
					10/19/2008	@CAR +3	7-30	L	L	O 44		10/01/2006	@CAR +7	18-21	L	W	O 41	

Team Angles

The Saints have lost 4 straight reg ssn gms to the Vikes but won LY's NFC Chmp gm in OT, despite being outgained 475-257.

NO has won 5 straight vs their former div foe and when they last met in '08, had a 467-312 yd edge and led 28-9 in the 4Q.

The Saints have won 7 of 8 vs the Falcons incl 3 straight but in their last gm here led 28-14 3Q, but needed a 4Q TD to hold on.

NO has won just 2 of 9 vs Carolina but won here LY as after trailing 17-6 at half, outscored the Panthers 24-3 in the 2H.

Saints have won 7 of 10 vs the Cardinals, but have split the L6. Last met in '07 when NO had a 421-317 yd edge & led 31-21 in 3Q.

NO is just 2-4 vs Tampa Bay but won here LY, scoring the final 38 pts as they held TB to 124 yds after their opening TD drive.

Saints are just 1-3 vs the Browns since 1993, but won their last gm in '06, as Reggie Bush had 119 ttl yds in his pro debut.

These tms have met just 4 times since 1988, with NO losing 3 incl their last gm in '06 as NO was outscored 21-7 in the 2H.

New Orleans has lost 3 of 4 in Carolina but in LY's reg ssn finale with the #1 seed in hand, sat their starters as Brees DNP.

The Saints are just 1-5 after the Bye week, but won last year.

New Orleans ended a 3 gm losing streak to Seattle when they last met in '07, despite being outgained and led 28-7 in the 3Q.

Saints had won 5 straight vs Dallas, but had their unbeaten ssn end LY on a fumb in Dallas Terr after coming back from 24-3.

New Orleans has dropped 3 straight in the series and the last time in Cincy they allowed 2 4Q TD incl the GW w/1:46 left.

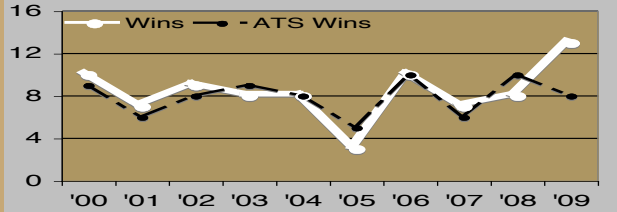
Saints have lost 4 straight at home to the Rams and the last time here in '07, trailed 34-7 in the 4Q before scoring 3 late TD's.

NO is 1-3 vs the Ravens but in their last trip to Baltimore in '02, led 20-7 in 3Q as they blk'd 2 punts and had 5 takeaways.

The Saints have won 3 of 4 in Atlanta but in their last gm here needed a 4Q FG & stopped the Falcons on a 4th & 2 to hold on.

In LY's game New Orleans was trying to lock up HF advantage but K Hartley missed a 37 yd FG with :05 left and they lost in OT.

Last 4 Meetings Since 2001.Division is L/4 at Site



NEW ORLEANS' STATISTICAL NOTEBOOK - LAST 10 YEARS

RET	TOT	OFF	OFF	OFF	PASS	OFF	SKS	TOTAL	RET	TOT	DEF	DEF	DEF	PASS	DEF	SKS											
STR	OFF	PTS	RUSH	YPC	%	YPP	VS	TURN	STR	DEF	PTS	RUSH	YPC	%	YPP	BY											
11	404	(1)	31.9	132	(6)	4.5	272	(4)	69.5	12.7	20	(4)	11	2009	8	358	(25)	21.3	122	(21)	4.5	236	(26)	57.5	16.8	35	(13)
10	411	(1)	28.9	100	(28)	4.0	311	(1)	64.9	14.2	13	(3)	-4	2008	10	340	(23)	24.6	118	(17)	4.2	222	(23)	56.8	13.8	28	(22)
10	361	(4)	23.7	92	(28)	3.7	270	(3)	67.5	15.2	16	(1)	-7	2007	11	348	(26)	24.3	103	(14)	4.0	245	(30)	62.4	14.3	32	(20)
8	392	(1)	25.8	110	(18)	3.7	281	(1)	64.1	15.2	23	(4)	-4	2006	7	307	(11)	20.1	129	(23)	4.9	178	(3)	56.3	15.3	38	(12)
9	314	(20)	14.7	106	(18)	4.0	209	(14)	55.7	21.4	41	(19)	-24	2005	10	312	(14)	24.9	134	(27)	4.3	178	(3)	57.7	12.5	25	(31)
10	325	(15)	21.8	100	(27)	4.0	224	(11)	57.0	14.9	41	(21)	7	2004	11	384	(32)	25.3	141	(30)	4.6	243	(27)	59.4	15.2	37	(17)
9	340	(11)	21.8	125	(11)	4.5	215	(8)	58.7	15.6	36	(16)	-1	2003	7	327	(18)	25.3	140	(27)	4.7	187	(8)	54.4	12.9	32	(21)
-	325	(19)	21.8	110	(17)	4.1	215	(16)	54.1	15.0	37	(18)	8	2002	-	362	(27)	25.3	124	(19)	4.5	238	(27)	57.8	14.3	39	(12)
-	327	(10)	21.8	107	(18)	4.1	220	(10)	55.7	15.0	50	(27)	-5	2001	-	317	(16)	25.3	107	(14)	3.9	210	(17)	61.5	12.5	53	(2)
-	337	(10)	21.8	129	(8)	4.1	208	(14)	60.0	15.5	39	(17)	9	2000	-	296	(8)	25.3	105	(10)	4.2	192	(10)	58.4	11.7	66	(1)

	2000	2001	2002	2003	2004	2005	2006	2007	2008	2009	10 Yr Total
STRAIGHT UP	10-6	7-9	9-7	8-8	8-8	3-13	10-6	7-9	8-8	13-3	83-77
Home	3-5	3-5	4-4	5-3	5-5	1-6	4-4	3-5	5-2	6-2	37-41
Away	7-1	4-4	5-3	3-5	3-3	2-7	6-2	4-4	3-6	7-1	46-36
ATS	9-7	6-10	8-7-1	9-7	8-8	5-10-1	10-6	6-10	10-5-1	8-8	79-78-3
Home Favorite	3-3	2-4	1-4-1	4-3	1-2	0-2	1-4	2-6	4-1	4-4	22-33-1
Home Dog	0-2	0-2	1-0	0-1	1-3	1-2-1	2-1	0-0	0-1	0-0	5-12-1
Away Favorite	1-1	2-1	4-2	1-0	0-1	0-0	1-0	3-2	2-0	4-3	18-10
Away Dog	5-1	2-2	1-1	4-3	6-1	3-6	5-1	1-2	3-3-1	0-1	30-21-1
On Grass	5-0	1-4	4-1	4-2	3-2	2-5-1	4-1	2-3	4-2-1	3-2	32-22-2
On Turf	4-7	5-6	4-6-1	5-5	5-6	3-5	6-5	4-7	6-3	5-6	47-56-1
vs Conf	8-4	4-8	7-5	7-5	6-6	2-9-1	9-3	5-7	6-5-1	4-8	58-60-2
vs Non-Conf	1-3	2-2	1-2-1	2-2	2-2	3-1	1-3	1-3	4-0	4-0	21-18-1
Off SU Win	5-5	1-6	5-4	2-5	4-3	0-3	6-4	3-4	2-5-1	7-6	35-45-1
Off SU Loss	4-1	4-4	2-3-1	7-1	4-4	4-7-1	3-2	3-5	7-0	0-2	38-29-2
FAVORITE	4-4	4-5	5-6-1	5-3	1-3	0-2	2-4	5-8	6-1	8-7	40-43-1
By 3 or Less	1-4	2-0	4-0-1	2-2	0-1	0-2	1-2	2-3	2-1	2-0	16-15-1
Single Digit	3-4	4-4	5-6-1	5-3	1-3	0-2	2-4	5-7	6-1	6-3	37-37-1
Double Digit	1-0	0-1	0-0	0-0	0-0	0-0	0-0	0-1	0-0	2-4	3-6
UNDERDOG	5-3	2-4	2-1	4-4	7-4	4-8-1	7-2	1-2	3-4-1	0-1	35-33-2
By 3 or Less	2-1	1-3	1-1	2-2	1-1	1-2-1	3-1	0-1	1-4-1	0-0	12-16-2
Single Digit	4-3	1-4	2-1	4-4	7-4	4-6-1	7-2	1-2	3-4-1	0-1	33-31-2
Double Digit	1-0	1-0	0-0	0-0	0-0	0-2	0-0	0-0	0-0	0-0	2-2
DIVISION	6-2	3-5	3-3	3-3	4-2	2-4	4-2	2-4	3-3	1-5	31-33
Home Favorite	3-0	0-2	0-2	0-3	1-1	0-0	0-1	0-3	2-0	0-3	6-15
Home Dog	0-1	0-2	0-0	0-0	0-0	1-2	1-1	0-0	0-1	0-0	2-7
Away Favorite	0-1	1-1	1-0	1-0	0-0	0-0	0-0	2-1	0-0	1-1	6-4
Away Dog	3-0	2-0	1-1	2-0	3-0	1-2	2-0	0-0	1-2	0-1	15-6
VS NON-DIV	3-5	3-5	5-4-1	6-4	4-6	3-6-1	6-4	4-6	7-2-1	7-3	48-45-3
Home Favorite	0-3	2-2	1-2-1	4-0	0-1	0-2	1-3	2-3	2-1	4-1	16-18-1
Home Dog	0-1	0-0	1-0	0-1	1-3	0-0-1	1-0	0-0	0-0	0-0	3-5-1
Away Favorite	1-0	1-0	3-2	0-0	0-1	0-0	1-0	1-1	2-0	3-2	12-6
Away Dog	2-1	0-2	0-0	2-3	3-1	2-4	3-1	1-2	2-1-0	0-0	15-15-1



LOUISIANA SUPERDOME
 OPENED 9/28/1975 CAPACITY: 69,082 (#17)
 2009 ATTENDANCE: HOME: 70,105 (#19) AVG: 69,750 (#19)

2005 RESULTS					2006 RESULTS					2007 RESULTS					2008 RESULTS					2009 RESULTS																								
Opponent	Line	Score	ATS	O/U	Opponent	Line	Score	ATS	O/U	Opponent	Line	Score	ATS	O/U	Opponent	Line	Score	ATS	O/U	Opponent	Line	Score	ATS	O/U	Opponent	Line	Score	ATS	O/U															
at Carolina	+7	23-20	W 44	U	at Cleveland	+3	19-14	W 36	O	at Indianapolis (Th)	+6	10-41	L 53	O	at Tampa Bay	-3	24-20	W 42	O	at Detroit	-14	45-27	W 49	O	at Carolina	+3	10-27	L 43	O	at Green Bay	-2	34-27	W 39	O	at Washington	+1	24-29	L 41	O	at Philadelphia	-2	48-22	W 45	O
at NY Giants (M)	+3	16-33	L 44	O	at Atlanta (M)	+3	23-3	W 44	U	at Tennessee (M)	-4	14-31	L 45	U	at Denver	+5	32-34	W 51	O	at Buffalo	-6	27-7	W 51	U	at Minnesota (M)	-4	31-17	W 48	P</															

NEW ORLEANS SAINTS

OFFENSIVE OUTLOOK FOR 2010

QUARTERBACKS - It took a Super Bowl win for many to realize that Drew Brees has been the top QB in the NFL over the L4Y. Since 2006, Brees leads the NFL in passing yards, attempts, completions, 300 yd gms (30), completions of 25 or more yds (142) and tied with Peyton Manning with 122 TD passes. He and Manning are the only players with four straight 4,000 yd passing seasons and Brees is the only Saints QB to be named to the Pro Bowl in franchise history. A pocket passer with solid mechanics and lightning fast decisions, Brees is virtually unstoppable when he gets into a rhythm. He has displayed a supernatural ability to get the ball to his receivers no matter how well they are being covered. In 2008, 7 players caught 30 or more balls from Brees and his ability to diffuse opposing defenses continues to improve as NO had 9 players with 35 or more receptions LY. Brees did face 6 tms with a top 10 pass defense LY and he avg'd 259 ypg (69%) with a 7-2 ratio and a 97.6 QBR in those contests. The only serious issue with this position is that the Saints have no depth at this time behind Brees. Mark Brunell got his ring and left in FA. Chase Daniel was bounced on and off the practice squad LY. Sean Canfield is a shotgun-oriented spread offense QB which actually meshes well with the system here. NO would do itself right by acquiring another veteran just before camp opens to give the team a quality bkp. As long as Brees stays healthy, the Saints have one of the 3 best QB's in the NFL at the helm.

QB DREW BREES #9 6-0 209 Age: 31 10th Yr (15/15)
#2DC SD '01 - 4388 pass yds (70.6%), 34-11 ratio, **8.5 ypa**, **109.6 QBR** LY. 5069 pass yds (65%), 34-17 ratio, **8.0 ypa**, **96.2 QBR**, 13 sks, '08 **NFL OPOY**. 98.8% off snaps in '07.
Chase Daniel #10 6-0 218 Age: 24 2nd Yr
UFA out of Missouri. #3 QB no game action, prac sqd LT
Sean Canfield #4 6-4 223 Age: 23 **Rookie**
7th round, 239th pick out of Oregon St.

2009 QB Rating:	106.02 - #2
2010 QB 1 and 2:	109.64 - #1
QB Career Start Record:	68-53 - #12
2010 QB '08-'09 Starts:	31 - #19
QB Career Playoff Record:	4-2 - #4
NFL Player Draft Rating:	8.48 - #23

RUNNING BACKS - Its a bit surprising to say that one of the most improved units in the NFL for 2009 belonged to one of the more dominant offenses in the NFL recently. NO finished 2008 28th in rushing and 21st in ypc with 99.6 ypg (4.0) and only had a single 100 yd game by a RB (Pierre Thomas 127 yds vs ATL). Their #1 RB Deuce McAlister essentially retired due to injury after the season and Reggie Bush's status for the season was questioned after he had microfracture surgery. Outside of Bush the top RB's on deck were a trio of UFA's in Pierre Thomas, Mike Bell and Lynell Hamilton. Both Thomas and Bell were dinged up early in the season with knee sprains and ankle injuries but Payton devised gameplans that played to the strengths of the healthy backs. Bush supplemented the speed, Bell the power, Thomas was the balanced RB and Hamilton got experience in the system and will be the power back in 2010. When the confetti settled NO ended the season 6th in rushing (132 ypg 4.5) but only had 2 100 yd rushers in the regular season. The Saints gained 512 more yards (32%) more in 2009 on the ground than in 2008. Admittedly a lot of the Saints yardage was with games salted away and opposing defenses played the pass a lot more. Bell was allowed to leave on an RFA tender to PHI and the Saints are going to promote Hamilton into his spot. Thomas is also an RFA and will get a contract extension prior to camp but he isn't likely to get the Steven Jackson amount he is seeking. NO does utilize the FB position and brought in Jason McKie a dedicated blocking FB to compete with Heath Evans who is a balanced FB coming off an ACL tear. The Saints haven't had an 1,100 yd rusher since Deuce tallied 1641 (4.7) back in 2003. They aren't likely to have one in 2010 as the Saints continue to be at the forefront of the passing revolution in the NFL.

RB PIERRE THOMAS #23 5-11 215 Age: 25 4th Yr (6/14)
UFA NO '07 - 793 rush yd (5.4), 6 TD, 36 rush FD's, 302 rec (7.7) 2 TD, **16.9% of off** LY. 5 sts, 15 gms, 625 rush yd (4.8), 9 TD, 284 rec yds (9.2), 3 TD, **13.8% of off** in '08.
Reggie Bush #25 6-0 203 Age: 25 5th Yr (8/14)
#1DC NO '06 - 390 rush yds (5.6), 19 rush FD's, 335 rec yds, (7.1) **11.2% of off** LY. 9 sts, 10 gms, 404 rush yds (3.8), 440 rec yds (8.5), **12.8% of off**, out gms 8-11 (knee) in '08.
Lynell Hamilton #30 6-0 235 Age: 25 3rd Yr (1/9)
UFA NO '08 - 125 rush (3.6), 12 rush FD's, 48 rec yds (9.6), **2.7% of off** LY. 1 gm, no stats in '08.

FB HEATH EVANS #44 6-0 250 Age: 31 10th Yr (5/6)
#3DC SEA '01 - 16 rush yd (3.2), 70 rec yds (7.0), **1.3% of off** LY. 23 rush yds (2.1), 59 rec yds (19.7), 0 TD at (NE) in '08.
Jason McKie #37 5-11 247 Age: 30 9th Yr (11/16)
UFA DAL '02 - 0 rush att, 13 rec yds (2.6) with CHI LY.
31 sts, 42 gms, 61 rush yds (2.4) '06-'08 w/CHI.

2009 RB Total Yards:	2,765 - #5
2009 RB YPC:	5.1 - #5
2010 Top 3 RB:	1,308 (5.2) - #22
2010 RB Rushing ('07-'09):	3,170 (4.6) - #23
NFL Player Draft Rating:	7.74 - #23

RECEIVERS - One of the more overlooked factors in the Saints offensive success is that Brees has had the same top 4 WR's (5 counting Reggie Bush) to work with since 2006. The Saints have finished in the top 3 for yds per pass play in 3 of the L4Y (#14 in 2007) despite Marques Colston (2006-07, 2009) being the only player with 1,000 yd seasons in that span. NO returns its receiving corps intact once again keeping the continuity. While not the fastest, Colston has thrived as Brees' top possession target with 54 of his 70 rec's LY going for FD's. Henderson has evolved from a slot WR with questionable hands to a reliable deep threat who has improved his route running. Lance Moore was beat up by a hamstring injury early in the year, got healthy then was hit with a high ankle sprain. When healthy he is a quality slot WR who can make the most out of Brees' ability to beat coverages with precision. Prior to TC LY GM Mickey Loomis was asked who the breakout player for 2009 would be and without hesitation he named Robert Meachem. Meachem's 1st 2 years were a waste as he came out early from Tennessee, was out of shape and then missed all of his rookie season due to a knee injury. He was very limited in 2008 as he was really just learning the system and getting back into the game. LY he showed growth and became the team's deep threat and his 16.0 ypc was 9th best in the NFL. Meachem is expected to be 100% for TC after toe surgery in May and NO is quietly confident that he is finally going to be the pure #1 WR they drafted him to be. Courtney Roby isn't a factor in the passing game but his roster spot is in good shape due to his special teams abilities. The TE spot looks to be in good hands for the short term with Jeremy Shockey but the Saints also made an interesting move for the future by drafting Jimmy Graham in the 3rd RD. Despite a successful career as a hybrid TE/WR who isn't afraid to go over the middle, Shockey hasn't played a full 16 games in his career. With #2 TE David Thomas being a short area/blocking TE, Graham is another former basketball player that only played 1 year of football. Admittedly still raw there has been a buzz around Graham that if he'd played 4 years at TE he would have been in the same class as Winslow and Shockey coming out of Miami. Usually in the NFL the receiving positions are graded on a #1 WR with everyone else coming in to complement him. NO's diffused passing attack in which Brees simply goes for the open WR regardless is a great example of the sum being better than its parts which should make for another impressive season.

WR MARQUES COLSTON #12 6-4 225 Age: 27 5th Yr (14/16)
#7DC NO '06 - 1074 rec yd (15.3), 54 rec FD's, **16.7% of off**, 66.0 catch % LY. 6 st, 11 gm, 760 rec yd (16.2), **11.6% of off** in '08.
Lance Moore #16 5-9 190 Age: 27 5th Yr (0/7)
UFA CLE '05 - 153 rec yd (10.9), 10 rec FD's, **2.4% of off**, 73.7 catch %, banged up all yr LY. 6 st, 16 gm, 928 rec yd (11.7), **14.1% of off** in '08.
WR DEVERLY HENDERSON #19 5-11 200 Age: 28 7th Yr (11/16)
#2DC NO '04 - 804 rec yd (15.8), 33 rec FD's, **12.6% of off**, 61.4 catch % LY. 13 st, 16 gm, 793 rec yd (24.8), **12.6% of off** in '08.
Robert Meachem #17 6-2 210 Age: 26 4th Yr (7/16)
#1DC NO '07 - 722 rec yds (16.0), 30 rec FD's, **12.4% of off**, 70.3 catch % LY. 3 sts, 14 gms, 289 rec yds (24.1) '07-'08.
TE JEREMY SHOCKEY #38 6-5 251 Age: 30 9th Yr (12/13)
#1DC NYG '02 - 569 rec yd (11.9), 29 rec FD, **8.8% of off**, 71.6 catch % LY. 11 st, 12 gm, 483 rec yd (9.7), **7.4% of off** '08.
David Thomas #35 6-3 248 Age: 27 5th Yr (8/15)
#3DC NE '06 - 356 rec yds (10.2), 18 rec FD's, **5.5% of off**, 71.4 catch % LY. 10 sts, 15 gms, 93 rec yds (10.3) w/NE '08.

2009 WR/TE Total Yards:	3,783 - #9
2009 WR/TE YPC:	13.5 - #5
2010 Top 6 WR/TE '09 Stats:	3,678 (14.0) - #5
2010 Top 6 WR/TE Rec Yds ('07-'09):	9,463 (13.7) - #4
NFL Player Draft Rating:	8.03 - #18

RUSHING		ATT	YDS	AVG	TD	LONG	PASSING					
							ATT	COMP	PCT			
	Pierre Thomas	147	793	5.4	6	34	514	363	70.6	4388	34	11
	Mike Bell	172	654	3.8	5	35	30	15	50	102	0	1
	Reggie Bush	70	390	5.6	5	55						
	Lynell Hamilton	35	125	3.6	2	19						
	Robert Meachem	6	82	13.7	0	41						
	Drew Brees	22	33	1.5	2	10						
	Heath Evans	5	16	3.2	1	6						
	Mark Brunell	4	-12	-3.0	0	-1						
RECEIVING		REC	YDS	AVG	TD	LONG	RUSHING		ATT	YDS	AVG	TD
	Marques Colston	70	1074	15.3	3	68			110	2	8	3
	Deverly Henderson	51	804	15.8	2	75			102	15	10	5
	Robert Meachem	45	722	16.0	0	54			71	0.5	1	15
	Jeremy Shockey	48	569	11.9	3	66			69	0	3	3
	David Thomas	35	356	10.2	1	37			58	1	2	2
	Reggie Bush	47	335	7.1	3	29			57	0	0	12
	Pierre Thomas	39	302	7.7	2	22			55	0	0	4
	Lance Moore	14	153	10.9	2	22			49	13	3	3
	Heath Evans	10	70	7.0	2	13			44	5.5	2	2
	Jonathan Vilma	110	2	8	8	3			44	0	1	13
	Roman Harper	102	15	10	5	0			42	5	3	3
	Darren Sharper	71	0.5	1	15	9			37	1	1	5
	Scott Shanle	69	0	3	3	2			34	2	1	2
	Scott Fujita	58	1	2	2	0			37	1	1	5
	Tracy Porter	57	0	0	12	4			34	2	1	2
	Malcolm Jenkins	55	0	0	4	1			30	1.5	1	0
	Will Smith	49	13	3	3	1			29	0	0	1
	Charles Grant	44	5.5	2	2	0			29	0	0	1
	Jabari Greer	44	0	1	13	2			29	0	1	1
	Anthony Hargrove	42	5	3	3	0			20	0	0	0
	Randall Gay	37	1	1	5	1			20	0	0	0
	Sedrick Ellis	34	2	1	2	0			10	0	0	0
	Remi Ayodele	30	1.5	1	0	0			48	6	6	1
	Pierson Prioleau	29	0	0	1	0			46	6	1	2
	Troy Evans	29	0	1	1	0			46	6	1	0
	Jo-Lonn Dunbar	20	0	0	0	0			48	6	1	2
	Alex Brown (from CHI)	46	6	6	1	0						
	Jimmy Wilkerson (from TB)	48	6	1	2	0						

OFFENSIVE LINE - In 2006 one of Sean Payton's major priorities was the rebuilding of the OL which had given up 41 sacks (1 every 13.5 pass att's). Since then NO has had the 2nd best protection unit over the L4Y allowing just 72 sacks (1 every 33.5 pass att's) with only IND being better (65 sacks). NO's OL had a banner year in 2009 as they started the same OL for 14 of 16 games despite losing LT Jammal Brown to a hip injury just prior to the season. Jermon Bushrod had only played in 3 games prior to being named the starter and while he was destroyed by DeMarcus Ware in the DAL game, NO wants to retain him as the starter. GM Mickey Loomis let it be known that Brown was available for a trade and he was traded to WAS in June for a conditional 2011 pick. NO reinforced the idea of trading him by drafting Charles Brown in the 2nd RD of the draft. With NO's aerial dominance recently it is a bit of surprise to see that they are the only team ranked in the top 6 in passing and rushing for 2009. The interior combination of Carl Nicks at LG, Jonathan Goodwin at C and Jahri Evans at RG is a big reason for NO's 512 yd increase (+.5 ypc) over 2008. Evans is currently regarded as the best OG in the NFL and NO smartly signed him to a 7 year deal in the offseason. Jon Stinchcomb isn't the most athletic RT in the NFL but he is very consistent and is surprisingly nimble for screen plays. NO is a bit thin on depth for the interior with only Nick Leckey having any starting experience. Zach Strief has been a good swing OT who doesn't cost much and also helps on special teams. A large part of the Saints impressive record in terms of sacks is admittedly due to Brees' ability to get rid of the ball quickly and NO's use of 5 step drops. With 4 of the 5 projected starters returning for the 3rd straight season the Saints should get another impressive performance out of this unit.

LT JERMON BUSHROD #74 6-5 315 Age: 26 4th Yr (14/15)
#4DC NO '07 - 4 penalties, 7.5 sks all'd, 14 sts at LT LY.
3 gms, 0 penalties, 0 sks all'd '07-'08.
Charles Brown #71 6-5 303 Age: 23 **Rookie**
2nd round, 64th pick out of USC.
LG CARL NICKS #77 6-5 343 Age: 25 3rd Yr (16/16)
#5DC NO '08 - 3 penalties, 1.5 sks all'd, 16 sts LG LY.
13 sts, 16 gms, 4 pen, 0.5 sks all'd in his rookie season.
Brandon Carter #31 6-6 329 Age: 24 **Rookie**
UFA out of Texas Tech.
C JONATHAN GOODWIN #76 6-3 318 Age: 31 9th Yr (16/16)
#5DC NYJ '02 - 2 penalties, 0 sks all'd, 16 sts at C LY.
13 sts, 13 gms (inj), 3 penalties, 1 sack allowed in '08.
Nick Leckey #30 6-3 291 Age: 28 7th Yr (0/8)
#6DC ARZ '04 - 0 penalties, 0 sks all'd LY.
10 sts, 10 gms (inj'd), 4 pen, 2 sks all'd at STL in '08.
RG JAHRI EVANS #73 6-4 318 Age: 27 5th Yr (16/16)
#4DC NO '06 - 5 penalties, 2 sks all'd, 16 sts at RG LY.
16 sts, 5 penalties, 2 sacks allowed in '08.
Tim Duckworth #72 6-4 318 Age: 28 2nd Yr (0/0)
UFA DEN '07 - NO's practice squad the L3Y.
RT JON STINCHCOMB #78 6-5 315 Age: 31 8th Yr (16/16)
#2DC NO '03 - 4 penalties, 3 sks all'd, 16 sts at RT LY.
16 sts at RT, 3 penalties, 1.5 sacks allowed in '08.
Zach Strief #64 6-7 320 Age: 27 5th Yr (2/16)
#7DC NO '06 - 2 penalties, 0 sks all'd, 2 sts at LT LY.
1 st, 16 gms, 1 penalty, 1 sack allowed in '08.

2009 Rush Yds/YPG Production:	2,106/4.5 - #7
% Sacks Allowed/QB Hurries:	3.7%/49 - #3
2010 OL Players '09 Starts:	78 - #14
2010 OL Career Starts:	289 - #20
Avg Starters Ht/Wt:	6'4"/321 - #10
NFL Player Draft Rating:	7.73 - #8

DEFENSIVE OUTLOOK FOR 2010

DEFENSIVE LINE - Prior to 2009, the Saints' DL had been a major disappointment partially due to injuries to Charles Grant and Will Smith and partially due to having 3 different DL coaches in 3 years. The duo had tallied 16.5, 9.5 and 6 sacks before earning 18.5 sacks LY. Both players were able to start all 16 games though Grant tore his triceps in the meaningless season finale vs CAR. Smith had a career high 13 sacks as he got a huge boost from teams having to defend Sedrick Ellis next to him. Ellis became the missing link for a DL that had finished 23rd, 13th and 17th in rush defense from 2006-08 (117 ypg, 4.4). NO's #21 rush defense finish LY (122 ypg 4.5) is largely due to Ellis missing 5 games due to injury (rested vs CAR). With Ellis in the lineup NO allowed 102 ypg (4.2) rushing and without him (not inc Wk 17) they gave up 150 ypg (5.0) with four 100 yd rushers. The Saints showed some improvement on 3rd down defense moving from 19th to 14th but made a sizeable jump in red zone defense going from 9th (29 TD's on 60 drives) to 2nd with 22 TD's on 56 drives. NO has done a good job developing players from its practice squad with Remi Ayodele finding the right fit in DC Williams' defense and DeMario Pressley earning some decent time as the #4 DT when Ellis was out. Anthony Hargrove resurrected his career LY after being suspended for all of 2008. He was very versatile in the scheme playing DT/DE depending on down and distance. NO drafted Al Woods to improve the run defense though he may not see significant time at NT until 2011. NO released Grant in the offseason and replaced him with Alex Brown who has a good history of health and work ethic as a pass rusher and is adequate vs the run. Bobby McCray is a situational pass rusher and was cut late in June but could resurface later. Jimmy Wilkerson will see time based on down and distance and he is likely to start the season on the PUP list after an ACL tear in mid-April. The Saints are keen on improving their rush defense in 2010 as they face a slew of teams with top notch RB's. The key to the Saints improvement will be the health of Ellis as they try to repeat.

DE ALEX BROWN #99 6-3 260 Age: 31 **9th Yr** (16/16) #2DC CHI '02 - 48 tkls, 6 sks (#2 tm), 6 tfl (#2) w/CHI LY. 16 sts, 44 tkls, 6 sks (#1), 13 tfl, 6 pbu w/CHI '08.

Jimmy Wilkerson #99 6-2 270 Age: 29 **8th Yr** (15/15) #6DC KC '03 - 46 tkls, 6 sks (#2 tm), IR 12/28 ACL w/TB LY. 1 st, 16 gms, 23 tkls, 5 sks w/TB in '08.

DT SEDRICK ELLIS #98 6-1 307 Age: 25 **3rd Yr** (10/10) #1DC NO '08 - 34 tkls, 2 sks, 1 tfl, missed 6 (knee) LY. 13 sts, 13 gms, 30 tkls, 4 sks (#2 tm), 5 pbu as a rookie.

Anthony Hargrove #99 6-3 272 Age: 27 **6th Yr** (6/16) #3DC STL '04 - 42 tkls, 5 sks, 3 tfl LY. Susp all of '08. 12 gms, 28 tkls, 1.5 sks, 2 tfl, susp gms 1-4 w/BUF '07.

NT REMI AYODELE #92 6-2 318 Age: 27 **4th Yr** (13/15) UFA NE '06 - 30 tkls, 1.5 sks, 1 tfl LY. 6 gms, 3 tkls, 1 tfl, spent time on practice squad in '08.

DeMario Pressley #90 6-3 301 Age: 24 **3rd Yr** (0/7) #5DC NO '08 - 15 tkls, 3 tfl LY. No action (IR) in '08.

DE WILL SMITH #91 6-3 282 Age: 29 **7th Yr** (16/16) #1DC NO '04 - Pro Bowl potential. 49 tkl, 13 sk (#1 tm), 3 tfl LY. 16 st, 61 tkl, 3 sk, sports hernia most of ssn '08.

Jeff Charleston #97 6-4 265 Age: 27 **4th Yr** (0/16) UFA IND '07 - 10 tkls LY. 10 gms, 18 tkl, 3 sks (t-#3 tm), 1 tfl in '08.

2009 DL Sacks and TFL:	28.5-15 - #9
2009 Total Tackles by DL:	239 - #10
2010 DL Sacks and TFL:	33.5-18 - #3
2010 Total Tackles by DL:	264 - #1
2010 DL Sacks and TFL ('07-'09):	36.5-22.5 - #12
NFL Player Draft Rating:	7.67 - #15

LINEBACKERS - LY the Saints fielded their best LB unit since the Dome Patrol in the late 1980's and early 1990's. Gregg Williams ran a lot of situational 4-3/3-4 tendencies in 2009 to take advantage of Jonathan Vilma's athleticism, Scott Fujita's leadership and experience and Scott Shanle's dependability. Vilma played every down in 2008 and led the team in snaps for 2009 (98.1%). He plays more like a RB avoiding opposing OL to get to the ball carrier and his previous experience as a



FS Darren Sharper
3-4 LB with the Jets made the transition to the new defense easy. Vilma is an upper echelon tackling machine who gets overlooked in the top LB conversations because he doesn't make a lot of splashy plays and doesn't attract media attention. Shanle remains the WLB and is a solid, dependable player who doesn't make mistakes and does what he's supposed to in the system. SLB is open for competition after they opted to let Fujita leave in FA. Jo-Lonn Dunbar who was the top backup LB for the Saints in 2009 will battle with former Jaguar Clint Ingram for the spot. Ingram went unsigned for most of the offseason as he had the same microfracture surgery as FS Darren Sharper. He's a good all around player who needs to find the right system to maximize his abilities. Dunbar has the edge right now due system familiarity and it wouldn't surprise me to see him starting most of the early games. Troy Evans and Marvin Mitchell are cornerstones of NO's special teams and situational backups. Stanley Arnoux starts his rookie season all over again as he recovers from his Achilles injury from LY. Jonathan Casillas is a fan favorite who got time late in the season when the coaching staff wanted to reward him for his efforts. Vilma makes this an above average unit that continues to improve with more time in the system but the SLB situation needs to be watched in training camp.

SLB CLINT INGRAM #55 6-2 238 Age: 27 **5th Yr** (12/13) #3DC JAX '02 - 52 tkls, 1 sk, 3 tfl, IR 12/21 (shldr) LY at JAX. 12 sts, 16 gms, 38 tkls, 2 sk, 4 tfl, in '08 at JAX.

Jo-Lonn Dunbar #56 6-0 226 Age: 25 **3rd Yr** (3/9) UFA NO '08 - 20 tkls, IR 12/8 (hamstring) LY. 2 sts, 15 gms, 20 tkls, 2 pbu in his rookie season.

MLB JONATHAN VILMA #51 6-1 230 Age: 28 **7th Yr** (15/15) #1DC NYJ '04 - 110 tkls (#1 tm), 2 sks, 8 tfl (#2), 3 int LY. 16 sts, 132 tkls (#1), 1 sk, 3 tfl, 6 pbu and 1 int in '08.

Marvin Mitchell #50 6-3 249 Age: 26 **4th Yr** (2/14) #7DC NO '07 - 27 tkls, 1 tfl LY. 25 gms, 18 tkls '07-'08.

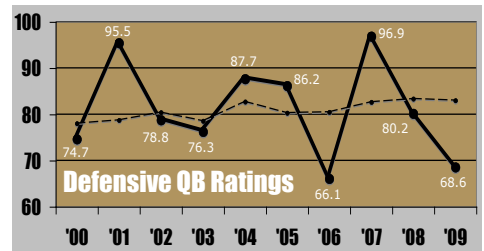
WLB SCOTT SHANLE #53 6-2 245 Age: 30 **8th Yr** (14/14) #7DC STL '03 - 69 tkls, 3 tfl, 3 pbu, 2 int LY. 16 sts, 87 tkls (#3 tm), 2 sks, 5 tfl (#1 tm), 5 pbu in '08.

Anthony Waters #59 6-3 238 Age: 26 **3rd Yr** (0/3) #3DC SD '07 - 2 tkls w/NO LY. 7 gms, 3 tkls (all on spec tms) with SD in '08.

2009 LB Sacks and TFL:	4.5-17 - #24
2009 Total Tackles by LB:	363 - #18
2010 LB '09 Sacks and TFL:	3-15 - #27
2010 LB Total '09 Tackles:	278 - #23
2010 LB Sacks and TFL ('07-'09):	5-21 - #29
NFL Player Draft Rating:	6.66 - #27

DEFENSIVE BACKS - Prior to 2009 the Saints had given up a 79-39 TD/int ratio from 2006-08 and hadn't posted a positive ratio since 2000 when they gave up a 17-20 ratio (7.1 ypa). LY despite a rash of injuries which devastated the CB position the Saints posted a 15-26 ratio (6.9 ypa) with 1 Int every 22 pass att's. The key player in the Saints' resurgence was FS Darren Sharper whose 9 int set the tone for the defense and

he was key in lining up the DB's correctly. Sharper is coming off microfracture surgery and will not see much if any time in preseason. NO formally shifted Malcolm Jenkins who was exclusively a CB LY to FS as a precaution and to get him started on his future. Roman Harper took off in Williams' defense and was great playing in the box leading the team in tfl and provided support in blitz packages. NO was so depleted by injuries that they were forced to start street FA's Chris McAllister and Mike McKenzie, who were shadows of their former selves due to injuries. This year NO has a surplus of CB's and it wouldn't be a surprise to see one get traded early in camp. Tracy Porter and Jabari Greer are both 100% over LY's injuries and are a capable tandem. NO stuck to its board and took the best player available with Patrick Robinson in a bit of a surprise move. Robinson's physical style of play makes him a good fit for Williams' defense and he is the heavy favorite for the nickel CB role. Randall Gay didn't have as good a season in 2009 as William's man-to-man schemes weren't ideally suited to his skill set. Gay will battle Leigh Torrence for a roster spot with special teams play likely to be the deciding factor. Usama Young is a bit of tweener at this point as they tried to shift him to safety but he hasn't fully embraced the position. While he is good in coverage and a decent tackler at this point he's likely to remain a depth/special teams player due to the talent ahead of him. Sharper's knee will garner a lot of attention in the preseason and there is a possibility he'll start the season on the PUP. Mickey Loomis has done a good job of stocking the back end of the defense after so many years of poor play and this should still be an opportunistic unit.



CB JABARI GREER #92 5-11 180 Age: 28 **7th Yr** (8/9) UFA BUF '04 - 44 tkls, 13 pbu (#2 tm), 2 int, surg 12/10 LY. 10 sts, 10 gms, 37 tkls, 7 pbu, 2 int w/BUF '08.

Patrick Robinson #94 5-11 190 Age: 23 **Rookie** 1st round, 32nd pick out of Florida St.

CB TRACY PORTER #22 5-11 186 Age: 24 **3rd Yr** (11/12) #2DC NO '08 - 57 tkl, 12 pbu (#3 tm), 4 int (#1), missed 4 (wrist) LY. 5 st, 5 gm, 25 tkl, 5 pbu, 1 int, IR 10/7 (wrist inj) '08.

Randall Gay #20 5-11 190 Age: 28 **7th Yr** (7/14) UFA NE '04 - 37 tkls, 1 sk, 5 pbu, 1 int LY. 13 sts, 14 gms, 52 tkls, 1 sk, 2 tfl, 15 pbu (#1 tm) in '08.

SS ROMAN HARPER #41 6-1 200 Age: 27 **5th Yr** (16/16) #2DC NO '06 - 102 tkls (#2 tm), 10 tfl (#1), 5 pbu LY. 15 sts, 15 gms, 89 tkls (#2 tm), 4 tfl (t-#2 tm), 9 pbu (#3 tm) '08.

Chris Reis #89 6-1 215 Age: 27 **4th Yr** (1/15) UFA NO '07 - 17 tkls, 1 pbu, 1 int LY. 29 gms, 27 tkls, 1 sk '07-'08.

2010 DEPTH CHART		
OFFENSE (rd Drafted)		
QB Drew Brees (2)	Chase Daniel (U)	Sean Canfield (7)
RB Pierre Thomas (U)	Reggie Bush (1)	Lynell Hamilton (U)
FB Heath Evans (3)	Jason McKie (U)	Zak Keasey (U)
WR Marques Colston (7)	Lance Moore (U)	Adrian Arrington (7)
WR Devery Henderson (2)	Robert Meachem (1)	Courtney Roby (3)
TE Jeremy Shockey (1)	David Thomas (3)	Jimmy Graham (3)
LT Jermon Bushrod (4)	Charles Brown (2)	Jermey Parnell (U)
LG Carl Nicks (5)	Brandon Carter (U)	Joe Tonga (U)
C Jonathan Goodwin (5)	Nick Leckey (6)	Matt Tennant (5)
RG Jahri Evans (4)	Tim Duckworth (U)	
RT Jon Stinchcomb (2)	Zach Strief (7)	Na'Shan Goddard (U)
DEFENSE (rd Drafted)		
DE Alex Brown (2)	Jimmy Wilkerson (6)	Junior Galette (U)
DT Sedrick Ellis (1)	Anthony Hargrove (3)	Earl Heyman (U)
NT Remi Ayodele (U)	DeMario Pressley (5)	Al Woods (4)
DE Will Smith (1)	Jeff Charleston (U)	
SLB Clint Ingram (3)	Jo-Lonn Dunbar (U)	Troy Evans (U)
MLB Jonathan Vilma (1)	Marvin Mitchell (7)	
WLB Scott Shanle (7)	Anthony Waters (3)	Jonathan Casillas (U)
CB Jabari Greer (U)	Patrick Robinson (1)	Leigh Torrence (U)
CB Tracy Porter (2)	Randall Gay (U)	Usama Young (3)
SS Roman Harper (2)	Chris Reis (U)	Chip Vaughn (4)
FS Darren Sharper (2)	Malcolm Jenkins (1)	Pierson Proleau (4)
SPECIAL TEAMS (rd Drafted)		
K Garrett Hartley (U)	KR Reggie Bush (1)	
P Thomas Morstead (5)	PR Courtney Roby (3)	

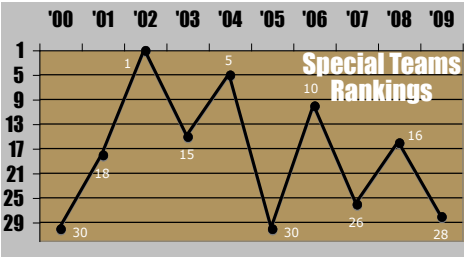
FS DARRIN SHARPER #42 6-2 210 Age: 34 14th Yr (14/14)
#2DC GB '97 - 71 tkl, 15 pbu (#1 tm), 9 int (#1), All-Pro
LY. 16 sts, 69 tkl, 1 tfl, 5 pbu, 1 int at MIN in '08.

Malcolm Jenkins #27 6-0 204 Age: 22 2nd Yr (6/14)

2009 Defensive QBR: 68.6 - #3
2009 DB Int/PBU: 9/38 - #12
2010 DB '09 Int/PBU: 19/56 - #4
2010 DB '07-'09 Int/PBU: 16/82 - #11
2010 FS/SS Tackles for '09: 173 - #5
NFL Player Draft Rating: 7.02 - #26

#1DC NO '09 - 55 tkl, 4 pbu, 1 int at CB LY.

SPECIAL TEAMS - One of the general trends in the NFL has been that teams with high powered offenses like NO, IND, NE and GB post poor special teams finishes. This is a combination of teams not wanting to risk their best players on a more dangerous unit and a lack of financial investment in bringing in dedicated special teams players like a Sean Morey. NO has been near the bottom of our special teams rankings 2 of the L3Y finishing 26th in 2007 and 28th in 2008. With the success of the Saints offense Punter Thomas Morstead didn't have a lot of room to boom most of the time and only had a 36.0 net (31st) with just 18 inside the 20 (26th). He did get to show off his leg on KO's with 27 TB's and only DAL K David Buehler had more (29). NO went into the season with K John Carney but he was inconsistent at the end of the season and missed 4 FG including 3 under 40. Garrett Hartley who was suspended the first 4 games for violating the NFL's substance abuse policy only had a long of 38 yds after replacing Carney for the final 5 games. He made his 1st game winning FG (40 yds) vs MIN in the NFC Championship and is the 1st K to make three 40 yd FG's in the Super Bowl. NO was an impressive 4th on KR's (24.4) thanks to Courtney Roby. However they were 31st on PR's as they didn't want Reggie Bush to get injured on PR's and he was basically out there to just catch the ball. NO's coverage units weren't good at all as they allowed a 14.3 avg on PR's (32nd) and 24.5 on KR's (29th). Look for another good year by NO's offense to have a negative effect on their special teams



(#28 in '09) as they finish in the bottom third of our rankings for 2010 but the coverage units should improve some.

K GARRETT HARTLEY #5 5-8 196 Age: 24 3rd Yr (5 gms)
UFA NO '08 - 9-11 FG's, L/38, 10-11 xp's LY.

8 gm, 13-13 FG, 4-4 from 40+, L/47, 28-28 xp in rookie yr.
P THOMAS MORSTEAD #3 6-4 225 Age: 24 2nd Yr (16 gms)
#5DC NO '09 - 58 punts (43.6), 36.0 net, 18 In/20, won starting job in late August as a rookie.

KR COURTNEY ROBY #15 6-0 189 Age: 27 6th Yr (15 gms)
#3DC TEN '05 - 42 KR (27.5), 1 TD LY. 19 KR (24.8), 0 TD in '08.
PR REGGIE BUSH #25 6-0 203 Age: 25 5th Yr (14 gms)

Thomas Morstead's '09 Net Avg: 36.0 - #26
2009 Offensive KR Avg: 24.4 - #4
2009 Foe's Avg Drive Start on KR's: 25.5 - #8
2009 Offensive PR Avg: 4.6 - #31
2009 Net TD Returns/Block P/FG's: -2
Garrett Hartley's '09 FG: 9-11 L/38 - #35
2009 Special Teams Rating: 6.70 - #28

#1DC NO '06 - 27 PR's (4.8), 0 TD LY. 10 gms,
20 PR's (13.5), 3 TD in '08.

COACHING - The Saints went into 2009 with a new OC and a new DC in Pete Carmichael and Gregg Williams. Carmichael was promoted from QB coach and his primary job LY was to organize the day to day activities for the offense during the week. This is because Payton who is at this point regarded as the best offensive-minded HC in the NFL calls his own plays. In the 4 years that Payton has been running the offense the Saints have finished no lower than 6th in 3rd down efficiency. LY's small improvement from 4th to 2nd in red zone offense

doesn't tell the real story of just how good they were. NO led the NFL with 71 drives inside the 20 and was 2nd only to MIN with 41 TD's. Williams was the best coaching hire of 2009 as he instilled a dramatically new attitude into a defense that was #3 with 39 takeaways LY (7 TD's). NO's #25 defensive ranking is misleading as they were besieged by injuries to the CB spot at midseason. Teams were also able to throw for big yards late in games due to big leads by the offense. While NO only pulled in 1 sack in the postseason they scored numerous QB hits vs Warner and Favre and the Saints were +11 TO's as well. Usually the coaching staff of a SB winner is raided by other teams but the uncertainty of the 2011 season has left the unit largely intact. They do have a potentially serious legal issue brewing involving GM Mickey Loomis, Sean Payton and asst HC Joe Vitt but the status of it is unknown at this time. This is a top-notch coaching unit that knows how to put its players in the best position to succeed.

Head Coach - Sean Payton, 5th year
Payton has the 2nd most wins in franchise history (38-26) and his 4-1 postseason record (inc SB XLIV) is a franchise best. Payton was the OC for the NYG from 1999-2002 and with DAL from 2003-06.

Offensive Coordinator - Pete Carmichael Jr, 5th year
Carmichael became the OC in 2009 after being the QB coach from 2006-08. He was with SD from 2002-05 as a quality control asst and WR's coach. NO leads the NFL with thirty 300 yd passing games in his tenure.

QB Coach - Joe Lombardi, 4th year
Lombardi was named the QB coach in 2009 after being an offensive asst in 2007-'08. He was a defensive asst in ATL in 2006.

RB Coach - Bret Ingalls, 2nd year
Ingalls became the RB coach in 2009 after being the OL coach at Northwestern from 2006-'08. NO's run game improved by 512 yds in 2009.

WR Coach - Curtis Johnson, 5th year
Johnson was Miami, FL's WR coach from 1996-'05. Since '06, NO has had 34 100 yd receiving gms which is 3rd in the NFL.

OL Coach - Aaron Kromer, 3rd year
Kromer was named the NO RB coach in 2008 and shifted to OL coach in 2009. He was TB's OL coach from 2006-'07 and was an asst working with the OL there in 2005.


Defensive Coordinator - Gregg Williams, 2nd year
Williams has 20 years of NFL experience with 3 as a HC (BUF 2001-'03) and 10 as a DC (1997-2000 TEN, 2004-'07 WAS, JAX '08) where he has fielded four Top 10 defenses.

DL Coach - Bill Johnson, 2nd year
Johnson was the DL coach in DEN from 2007-'08 years. He was the Falcons' DL coach from 2001-'06. His DL's have allowed 127 ypg rushing (4.5) over the L9Y.

LB Coach/Assistant HC - Joe Vitt, 5th year
Vitt has been an NFL asst since 1979. Vitt joined NO after 2 seasons as the LB coach in STL. He served as the Rams' interim HC for 11 games in 2005.

Secondary Coach - Dennis Allen, 5th year
Allen was NO's asst DL coach from 2006-'07. He was then moved to secondary coach in 2008-'09. After finishing 23rd in pass defense for 2008 with a 21-15 TD/int ratio NO came in 26th but with a much improved 15-26 ratio last year.

Special Teams Coach - Greg McMahon, 5th year
McMahon took control of the ST's in 2008, after serving as a ST's assistant his first 2 years. He coached in the college ranks for 24 ssns, most recently as the TE's/ST's cch at EC.



2010 DRAFT

RD-#	POS	PLAYER	SCHOOL
1-32	CB	Patrick Robinson	Florida St
2-64	T	Charles Brown	USC
3-95	TE	Jimmy Graham	Miami, FI
4-123	DT	Al Woods	LSU
5-158	C	Matt Tennant	Boston College
7-239	QB	Sean Canfield	Oregon St

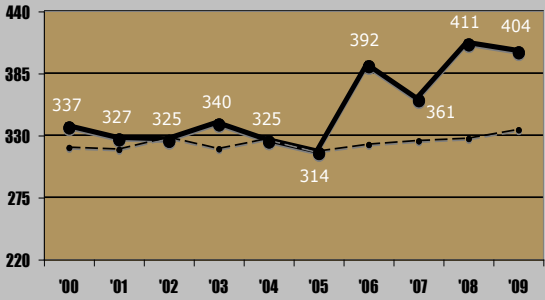
ADDITIONS AND DELETIONS
(#) denotes '09 Starts

ADDITIONS		TE	
FB Zak Keasey - FA (0)	TE Darnell Dinkins - FA (3)	TE Billy Miller - FA (0)	
FB Jason McKie - CHI (11)	LG Jamar Nesbit - FA (0)	RT Jammal Brown (0)	
DE Alex Brown - CHI (16)	DE Bobby McCray - FA (0)	DE Paul Spicer - FA (0)	
DE Jimmy Wilkerson - TB (15)	DE Charles Grant - FA (16)	DT Kendrick Clancy - FA (0)	
QB Mark Brunell - FA (2)	DE Mike Bell - PHI (3)	DT Scott Fujita - CLE (10)	
RB Duuce McAllister - Ret (0)	LB Kyle Eckel - FA (2)	LB Mark Simoneau - FA (0)	
TE Dan Campbell - FA (0)			

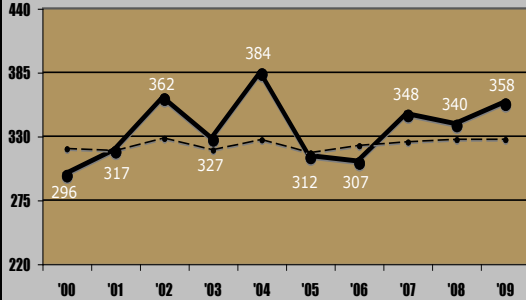
2010 ROSTER

#	Name	POS	09 S/GM	HT	WT	BIRTH	EXP	SCHOOL
57	Stanley Arnoux	LB	0/0	6'0"	232	9/9/86	2	Wake Forest
87	Adrian Arrington	WR	0/0	6'3"	192	11/7/85	2	Michigan
92	Remi Ayodele	DT	13/15	6'2"	318	4/22/83	4	Oklahoma
18	Larry Beavers	WR	-	5'11"	167	10/7/85	R	Wesleyan
89	Montez Billings	WR	-	6'2"	183	6/15/86	R	Auburn
9	Drew Brees	QB	15/15	6'0"	209	1/15/79	10	Purdue
96	Alex Brown	DE	16/16	6'3"	260	6/4/79	9	Florida
71	Charles Brown	T	-	6'5"	303	4/10/87	R	USC
25	Reggie Bush	RB	8/14	6'0"	203	3/2/85	5	USC
74	Jermon Bushrod	T	14/15	6'5"	315	8/19/84	4	Towson
4	Sean Canfield	QB	-	6'4"	223	11/12/86	R	Oregon St
64	Brandon Carter	OG	-	6'6"	329	9/10/86	R	Texas Tech
52	Jonathan Casillas	OLB	2/11	6'1"	227	6/3/87	2	Wisconsin
97	Jeff Charleston	DE	0/16	6'4"	265	1/19/83	4	Idaho St
55	Harry Coleman	LB	-	6'1"	211	11/10/85	R	LSU
12	Marques Colston	WR	14/16	6'4"	225	6/5/83	5	Hofstra
10	Chase Daniel	QB	0/0	6'0"	218	10/7/86	2	Missouri
72	Tim Duckworth	G	0/0	6'4"	318	9/14/82	1	Auburn
56	Jo-Lonn Dunbar	OLB	3/9	6'0"	226	3/13/85	3	Boston College
98	Sedrick Ellis	DT	10/10	6'1"	307	7/9/85	3	USC
44	Heath Evans	FB	5/6	6'0"	250	12/30/78	10	Auburn
73	Jahri Evans	G	16/16	6'4"	318	8/22/83	5	Bloomsburg
54	Troy Evans	OLB	2/16	6'3"	238	12/3/77	9	Cincinnati
32	Greg Fassitt	CB	0/1	5'11"	186	4/4/85	1	Grambling St
67	Junior Galette	DE	-	6'2"	257	//	R	Stillman
20	Randall Gay	CB	7/14	5'11"	190	5/5/82	7	LSU
75	Na'Shan Goddard	T	0/0	6'5"	315	4/23/83	1	South Carolina
76	Jonathan Goodwin	C	16/16	6'3"	318	11/22/78	9	Michigan
80	Jimmy Graham	TE	-	6'7"	260	11/24/86	R	Miami, FI
32	Jabari Greer	CB	8/9	5'11"	180	2/11/82	7	Tennessee
47	Clint Gresham	LS	-	6'3"	236	//	R	TCU
86	Roy Hall	WR	0/0	6'3"	240	12/8/83	4	Ohio St
30	Lynell Hamilton	RB	1/9	6'0"	235	8/5/85	2	San Diego St
69	Anthony Hargrove	DT	6/16	6'3"	272	7/20/83	6	Georgia Tech
13	Rod Harper	WR	0/0	6'0"	209	3/26/85	2	Murray St
41	Roman Harper	SS	16/16	6'1"	200	12/11/82	5	Alabama
5	Garrett Hartley	K	0/5	5'8"	196	5/16/86	3	Oklahoma
19	Devery Henderson	WR	11/16	5'11"	200	3/26/82	7	LSU
66	Earl Heyman	DT	0/0	6'1"	289	9/5/87	1	Louisville
43	PJ Hill	RB	0/0	5'10"	218	1/3/87	2	Wisconsin
84	Tory Humphrey	TE	0/1	6'2"	255	1/20/83	4	C Michigan
55	Clint Ingram	LB	12/13	6'2"	240	3/21/83	5	Oklahoma
48	Chris Ivory	RB	-	6'0"	222	3/22/88	R	Tiffin U
27	Malcolm Jenkins	CB	6/14	6'0"	204	12/20/87	2	Ohio St
35	Reggie Jones	DB	0/0	6'0"	200	3/15/86	2	Portland St
45	Zak Keasey	LB	0/0	6'0"	235	3/19/82	2	Princeton
67	Jason Kyle	LS	0/16	6'3"	242	5/12/72	16	Arizona St
60	Nick Leckey	C	0/8	6'3"	291	3/12/82	7	Kansas St
82	Tyler Lorenzen	TE	0/0	6'5"	229	12/24/85	1	Connecticut
36	Marcus Mailei	FB	0/2	6'0"	255	10/30/86	1	Weber St
49	Sam Maxwell	LB	-	6'2"	246	//	R	Kentucky
37	Jason McKie	RB	11/16	5'11"	247	5/22/80	9	Temple
17	Robert Meachem	WR	7/16	6'2"	210	9/28/84	4	Tennessee
50	Marvin Mitchell	ILB	2/14	6'3"	249	10/21/84	4	Tennessee
16	Lance Moore	WR	0/7	5'9"	190	8/31/3	5	Toledo
6	Thomas Morstead	P	0/16	6'4"	225	3/8/86	2	SMU
77	Carl Nicks	G	16/16	6'5"	343	5/14/85	3	Nebraska
79	Jerme Parnell	DT	0/0	6'6"	278	7/20/86	1	Mississippi
22	Tracy Porter	CB	11/12	5'11"	186	8/11/86	3	Indiana
90	DeMario Pressley	DT	0/7	6'3"	301	11/3/85	3	NC St
31	Pierson Prioleau	SAF	1/16	5'11"	188	8/6/77	12	Virginia Tech
39	Chris Reis	FS	1/15	6'1"	215	9/19/83	4	Georgia Tech
34	Patrick Robinson	DB	-	5'11"	190	9/7/87	R	Florida St
15	Courtney Roby	WR	0/15	6'0"	189	1/10/83	6	Indiana
68	Jay Ross	DT	-	6'3"	313	10/3/87	0	East Carolina
58	Scott Shanle	OLB	14/14	6'2"	245	11/23/79	8	Nebraska
63	Brandon Sharpe	DE	-	6'2"	254	12/22/86	R	Texas Tech
42	Darren Sharper	FS	14/14	6'2"	210	11/3/75	14	William & Mary
88	Jeremy Shockley	TE	12/13	6'5"	251	8/18/80	9	Miami, FI
81	Matt Simon	WR	0/0	6'1"	199	12/4/85	1	N Illinois
91	Will Smith	DE	16/16	6'3"	282	7/4/81	7	Ohio St
78	Jonathan Stinchcomb	RT	16/16	6'5"	315	8/27/79	8	Georgia
64	Zach Strief	T	2/16	6'7"	320	9/22/83	5	Northwestern
14	Andy Tanner	WR	-	6'0"	183	5/16/88	R	Midwestern St
65	Matt Tennant	C	-	6'5"	300	3/19/87	R	Boston College
85	David Thomas	TE	8/15	6'3"	248	7/5/83	5	Texas
23	Pierre Thomas	RB	14/6	5'11"	215	12/18/84	4	Illinois
62	Joe Tonga	G	-	6'4"	313	12/8/84	R	Indiana (PA)
24	Leigh Torrence	DB	0/5	5'11"	179	1/4/82	5	Stanford
37	Chip Vaughn	SAF	0/0	6'2"	221	10/26/85	2	Wake Forest
51	Jonathan Vilma	MLB	15/15	6'1"	230	4/16/82	7	Miami, FI
59	Anthony Waters	LB	0/3	6'3"	238	8/25/84	3	Clemson
99	Jimmy Wilkerson	DE	15/15	6'2"	270	1/4/81	8	Oklahoma
94	Al Woods	DT	-	6'4"	309	3/25/87	R	LSU
38	Marcell Young	DB	-	6'0"	183	9/2/87	R	Jackson St
28	Usama Young	FS	1/12	6'0"	200	5/8/85	4	Kent St

OFFENSIVE YPG



DEFENSIVE YPG



CAREER LEADERS

Quarterback	Yds	Yrs	Gms	Att	%	TD	Int
1 Archie Manning	21,734	'71-'82	134	3,335	55.4	115	156
2 Drew Brees	18,298	'06-'09	63	2,355	66.9	122	57
4 Bobby Hebert	14,630	'85-'92	78	2,055	58.5	85	75
5 Jim Everett	10,622	'94-'96	47	1,571	61.0	60	48

Running Back	Yds	Yrs	Gms	Att	YPC	TD
1 Deuce McAllister	6,096	'01-'08	97	1,429	4.3	49
2 George Rogers	4,267	'81-'84	51	995	4.3	23
3 Dalton Hilliard	4,164	'86-'93	108	1,126	3.7	29
4 Rueben Mayes	3,408	'86-'90	59	837	4.1	23
5 Chuck Muncie	3,393	'76-'80	59	788	4.3	28

Receiver	Yds	Yrs	Gms	Rec	YPC	TD
1 Eric Martin	7,854	'85-'93	143	532	14.8	48
2 Joe Horn	7,622	'00-'06	102	523	14.6	50
3 Danny Abramowicz	4,875	'67-'73	85	309	15.8	37
4 Hoby Brenner	3,849	'81-'93	175	267	14.4	21
5 Quinn Early	3,758	'91-'95	79	270	13.9	25

LAST 10 YEAR LEADERS

QB'S	COM	ATT	YDS	PCT	TD	INT	RB'S	ATT	GAIN	AVG	REC'S	REC	YDS	AVG	TACKLERS	TKL	SOLO
2009 Drew Brees	363	514	4388	70.6	34	11	Mike Bell	172	654	3.8	Marques Colston	70	1074	15.3	Jonathan Vilma	110	87
Mark Brunell	15	30	102	50.0	0	1	Pierre Thomas	147	793	5.4	Devery Henderson	51	804	15.8	Roman Harper	102	84
2008 Drew Brees	413	635	5069	65	34	17	Pierre Thomas	129	625	4.8	Lance Moore	79	928	11.7	Jonathan Vilma	132	98
Lance Moore	0	1	0	0	0	1	Deuce McAllister	107	418	3.9	Devery Henderson	32	793	24.8	Roman Harper	89	82
2007 Drew Brees	440	652	4423	67.5	28	18	Reggie Bush	157	581	3.7	Marques Colston	98	1202	12.3	Scott Fujita	95	77
Jamie Martin	16	24	208	66.7	1	1	Aaron Stecker	115	448	3.9	David Patten	54	792	14.7	Roman Harper	90	75
2006 Drew Brees	356	554	4418	64.3	26	11	Deuce McAllister	244	1057	4.3	Marques Colston	70	1038	14.8	Scott Shanle	98	74
Todd Bouman	68	122	722	55.7	2	7	Reggie Bush	155	565	3.6	Devery Henderson	32	745	23.3	Scott Fujita	96	64
2005 Aaron Brooks	240	431	2882	55.7	13	17	Antowain Smith	166	659	4	Donte' Stallworth	70	945	13.5	Colby Bockwoldt	89	60
2004 Aaron Brooks	309	542	3810	57	21	16	Aaron Stecker	95	363	3.8	Joe Horn	49	654	13.3	Fred Thomas	80	61
Aaron Brooks	113	194	1514	58.2	9	6	Deuce McAllister	269	1074	4	Joe Horn	94	1399	14.9	Tebucky Jones	101	78
2003 Aaron Brooks	306	518	3546	59.1	24	8	Aaron Stecker	58	244	4.2	Donte' Stallworth	58	767	13.2	Jay Bellamy	90	72
Todd Bouman	7	13	81	53.8	1	0	Deuce McAllister	351	1641	4.7	Joe Horn	78	973	12.5	Jay Bellamy	94	77
2002 Aaron Brooks	283	528	3572	53.6	27	15	Aaron Brooks	54	175	3.2	Jerome Pathon	44	578	13.1	Fred Thomas	85	74
Jake Delhomme	8	10	113	80	0	0	Deuce McAllister	325	1388	4.3	Joe Horn	88	1312	14.9	Sammy Knight	104	80
2001 Aaron Brooks	312	558	3832	55.9	26	22	Aaron Brooks	62	253	4.1	Donte' Stallworth	42	594	14.1	Darrin Smith	96	63
Deuce McAllister	1	2	12	50	1	0	Ricky Williams	313	1245	4	Joe Horn	83	1265	15.2	Sammy Knight	96	78
2000 Jeff Blake	184	302	2025	60.9	13	9	Aaron Brooks	80	358	4.5	Willie Jackson	81	1046	12.9	Jay Bellamy	93	71
Aaron Brooks	113	194	1514	58.2	9	6	Ricky Williams	248	1000	4	Joe Horn	94	1340	14.3	Sammy Knight	100	74
Jeff Blake	57	243	4.3	Willie Jackson	37	523	14.1	Darrin Smith	91	61							

BEST SINGLE SEASON

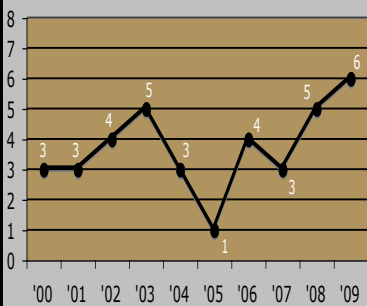
Quarterback	Yds	Yr	Gms	Att	%	TD	Int
1 Drew Brees	5,069	2008	16	635	65	34	17
2 Drew Brees	4,423	2007	16	652	67.5	28	18
3 Drew Brees	4,418	2006	16	554	64.3	26	11
4 Drew Brees	4,388	2009	15	514	70.6	34	14
5 Jim Everett	3,970	1995	16	567	60.8	26	11

Running Back	Yds	Yr	Gms	Att	YPC	TD
1 George Rogers	1,674	1981	16	378	4.4	13
2 Deuce McAllister	1,641	2003	16	351	4.7	8
3 Deuce McAllister	1,388	2002	15	325	4.3	13
4 Rueben Mayes	1,353	1986	16	286	4.7	8
5 Dalton Hilliard	1,262	1989	16	344	3.7	13

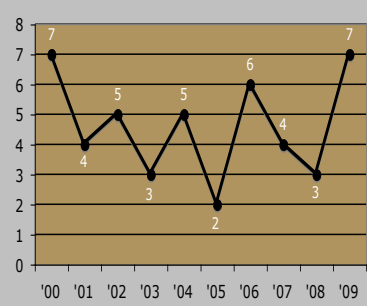
Receivers	Yds	Yr	Gms	Rec	YPC	TD
1 Joe Horn	1,399	2004	16	94	14.9	11
2 Joe Horn	1,340	2000	16	94	14.3	8
3 Joe Horn	1,312	2002	16	88	14.9	7
4 Joe Horn	1,265	2001	16	83	15.2	9
5 Marques Colston	1,202	2007	16	98	12.3	11



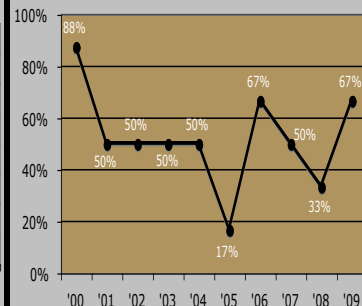
HOME WINS



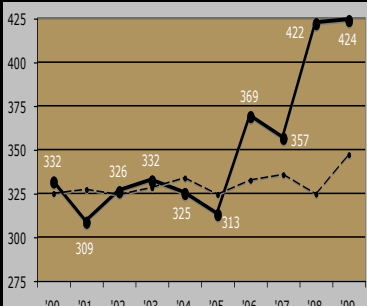
AWAY WINS



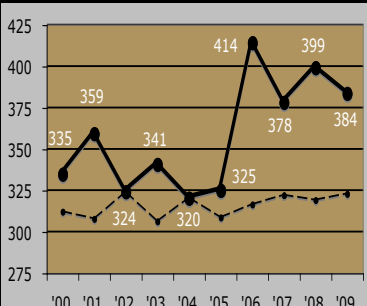
DIVISION RECORD



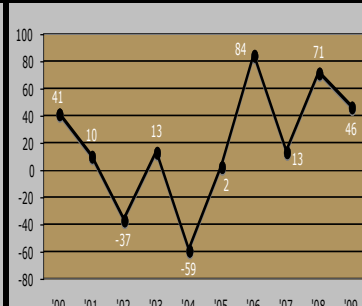
HOME YPG



AWAY YPG



YPG DIFFERENTIAL



LAST 20 FIRST RND DC'S

2010	Patrick Robinson	CB	Florida State
2009	Malcolm Jenkins	CB	Ohio State
2008	Sedrick Ellis	DT	USC
2007	Robert Meacham	WR	Tennessee
2006	Reggie Bush	RB	USC
2005	Jammal Brown	OT	Oklahoma
2004	Will Smith	DE	Ohio State
2003	Johnathan Sullivan	DT	Georgia
2002	Donte' Stallworth	WR	Tennessee
	Charles Grant	DE	Georgia
	Deuce McAllister	RB	Ole Miss
2001	No Selection	-	-
2000	Ricky Williams	RB	Texas
1999	Kyle Turley	OT	San Diego State
1998	Chris Naeole	OG	Colorado
1997	Alex Molden	DB	Oregon
1996	Mark Fields	LB	Washington St
1994	Joe Johnson	DE	Louisville
1993	Willie Roaf	OT	Louisiana Tech
	Irv Smith	TE	Notre Dame

LAST FIVE COACHES

1986-1996	Jim Mora	93-74-0
	(Resigned after 8 gms in '96 season)	
1996	Rick Venturi	1-7-0
	(Interim Head Coach for 8 gms in '96)	
1997-1999	Mike Ditka	15-33-0
2000-2006	Jim Haslett	45-51-0
2006-present	Sean Payton	38-26-0

HALL OF FAME (6)

1976 - Jim Taylor	1995 - Jim Finks
1982 - Doug Atkins	2003 - Hank Stram
1991 - Earl Campbell	2010 - Ricky Jackson

PLAYOFF STATS
1/10 YR OR 1/10 GM

YR	RD	TEAM	SCORE
2009	CSF	ARIZONA	45-14
2009	WL	MINNESOTA	31-28
2009	SB	Indianapolis	31-17
2006	CSF	PHILADELPHIA	24-27
2006	CF	Chicago	14-39
2000	WC	ST. LOUIS	31-28
2000	CSF	Minnesota	16-34

OFFENSE				SK	DEFENSE				SK		
FD	Rush-YDS	AVG	CO-ATT	YDS VS	FD	Rush-YDS	AVG	CO-ATT	YDS BY TO		
27	34-171	5.0	23-32	247	0	15	15-101	6.7	24-36	266	1 +2
15	23-68	3.0	17-31	197	1	31	36-165	4.6	28-46	310	0 +4
20	18-51	2.8	32-39	288	1	23	19-99	5.2	31-45	333	0 +1
27	37-208	5.6	20-32	227	3	14	20-123	6.2	15-30	232	1 -1
15	12-56	4.7	27-49	319	3	18	46-196	4.3	11-26	144	0 -4
17	32-50	1.6	16-29	251	2	17	16-34	2.1	24-40	350	2 +3
19	17-69	4.1	30-48	286	2	18	32-127	3.9	17-31	302	0 -2

HOME TEAM									
IN CAPS									
2009	CSF	ARIZONA	45-14						
2009	WL	MINNESOTA	31-28						
2009	SB	Indianapolis	31-17						
2006	CSF	PHILADELPHIA	24-27						
2006	CF	Chicago	14-39						
2000	WC	ST. LOUIS	31-28						
2000	CSF	Minnesota	16-34						